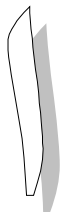


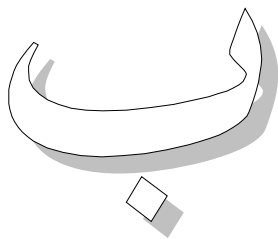
ا ب ت

My
Arabic
Alphabet
Colouring
Cards

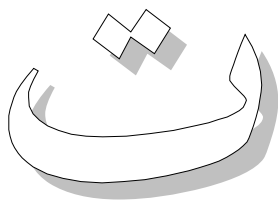
Compiled by Umm Junayd



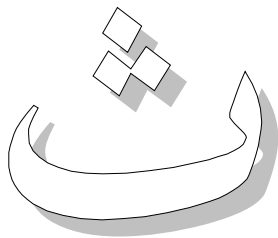
Alif



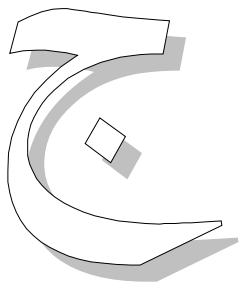
Baa`




Taa`



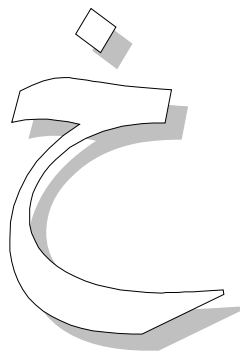
Thaa`



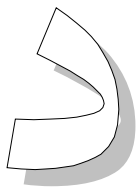
Jeem



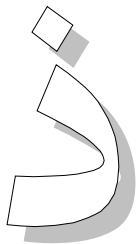
Haa`



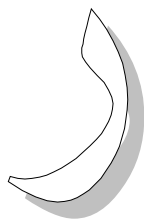
Khaa`*



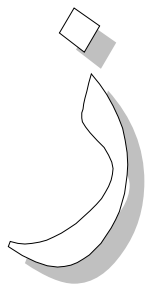
Daal




Dhaal



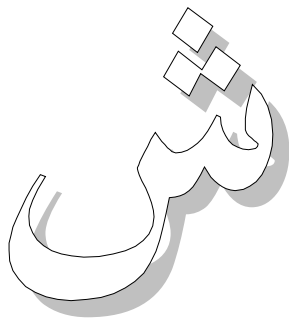
Raa`*




Zaa`




Seen




Sheen




Saad* (as in sword)




Daad* (as in door)




Taa'*



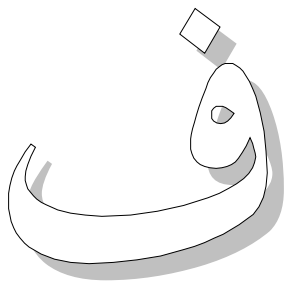
Zaa`*




'Ayn




Ghayn*



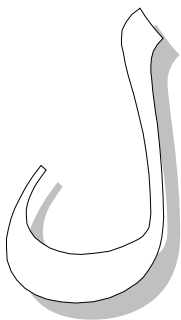
Faa`



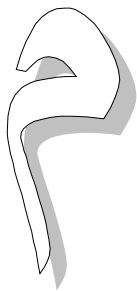
Qaaf*



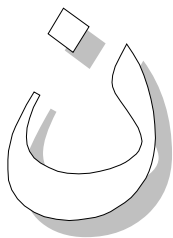
Kaaf



Laam



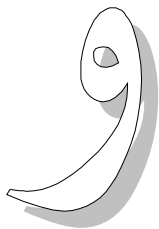
Meem




Noon



Haa`



Waaw



Yaa`

Notes:

1. Letters marked with (*) are pronounced with the lips rounded in an 'o' shape [they are known as *thick* letters].
2. A double 'ee' or double 'aa' signifies a prolongation of 'a' and 'e' sounds.
3. Words with underlined letters indicate that they are not pronounced exactly as they are spelt (shows the uniqueness of the Arabic language!)
4. These cards were created on A6 sized paper; the original dimensions are 10.5cm x 14.7cm – this should help when you want to print inshaa`Allaah (you can fit 4 cards on an A4 sheet of card/ paper).